



# RIVERSIDE CHRISTIAN COLLEGE

Portal > Knowledgebase > Password > Reset your Parent Lounge password

---

## Reset your Parent Lounge password

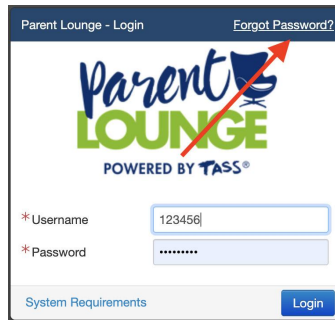
Andrew Storrs - 2024-05-07 - 0 Comments - in Password

Open your browser and head to the login page

<https://tass.riverside.qld.edu.au/ParentLounge>

Use your Parent code (also called Account number) as your username. Click/tap on Forgot

## Password



Parent Lounge - Login [Forgot Password?](#)

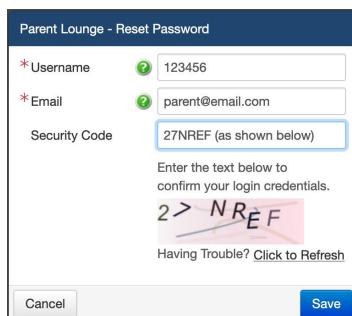
**Parent LOUNGE**  
POWERED BY TASS®

\* Username

\* Password

[System Requirements](#) [Login](#)

Enter your parent code as the username, your email address used for receiving Riverside emails and the Security Code shown (changes every time) and click/tap Save



Parent Lounge - Reset Password

\* Username

\* Email

Security Code

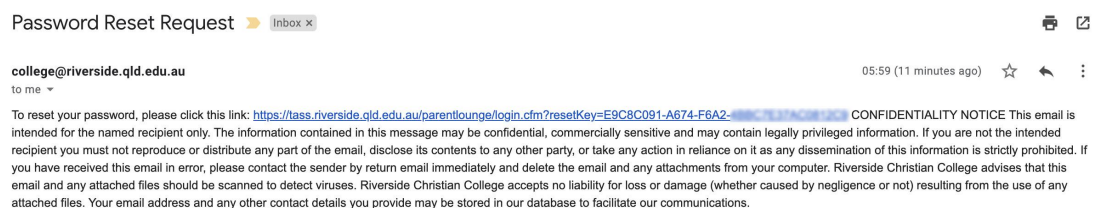
Enter the text below to confirm your login credentials.

2 > N R E F

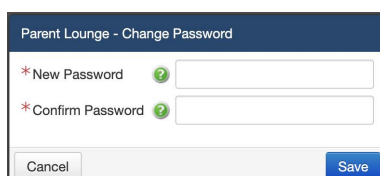
Having Trouble? [Click to Refresh](#)

[Cancel](#) [Save](#)

Check your email, including SPAM folders, for an email from college@riverside.qld.edu.au similar to this and click/tap on the link included in the email.



Choose a new password and enter it in both boxes then click/tap Save.




Parent Lounge - Change Password

\* New Password

\* Confirm Password

[Cancel](#) [Save](#)

You should get a confirmation pop up.



You can now return to the login page and log in using your new password.

Comments (0)